

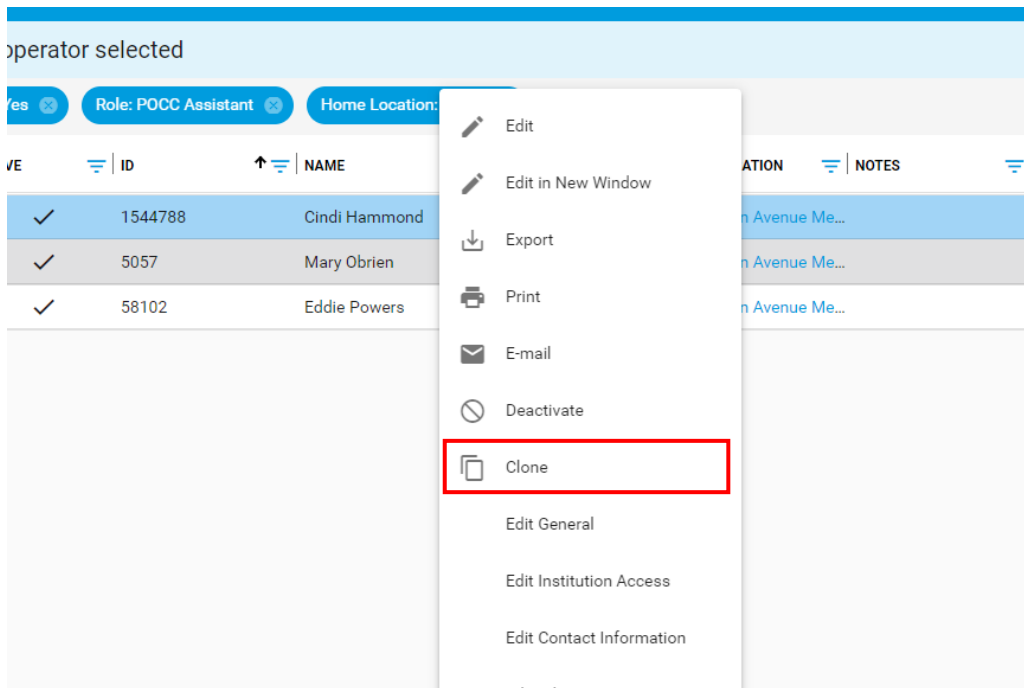


## New UI FAQ #10 How do I Clone an Operator?



Operators can be cloned and most fields such as certifications, home location, and device location assignment will be copied.

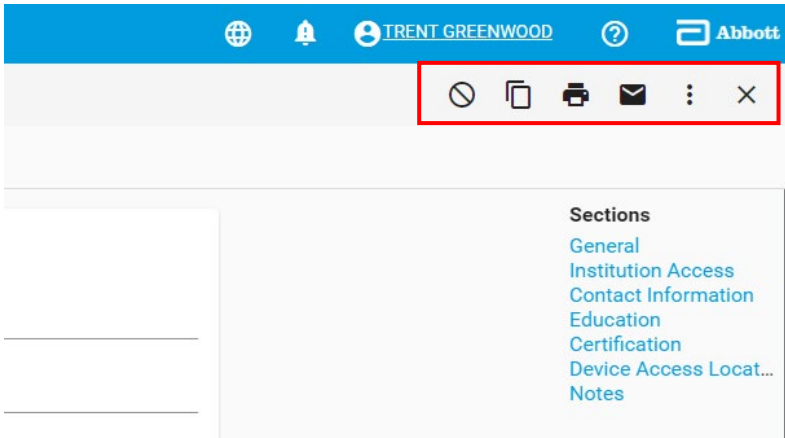
### To clone an operator:

1. Click on an Operator to select the row and use the right mouse-click menu to choose **Clone**:



2. Enter a new **Operator Name** and **Operator ID**, along with any fields specific to your RALS system that may need to also be updated (see **Appendix A** for a full list of fields that are not cloned), then click **Clone**:

3. RALS will bring you to the details of the new Operator where you can make further edits if necessary or click the **Clone**  button to create the next user or if you are finished, click **Close**  :





## New UI FAQ #10 How do I Clone an Operator?

### Appendix A:

Fields not Cloned	Notes
Operator Name	User is prompted to enter a new one
Operator ID	User is prompted to enter a new one
Operator Password	User is prompted to enter a new one
LDAP Unique ID	User is prompted to enter a new one
LDAP Configuration	Set to null
Certification Device IDs	Set to null
Certification Device Passwords	Set to null
eQuiz Assignments	Operator quiz assignments are not cloned, however, if the new operator meets any quiz assignment criteria, they will be automatically be assigned the quiz. Operator quiz attempts are not cloned
Messages	Operator messages are not cloned